




# FOV Micro Measurement Microscope 4.0



Stand is foldable

The new ultra-compact digital Micro Measurement Microscope from Opto is the perfect tool for on-site measurements in production.

The Machine Vision Microscope enables you to professionally digitize your quality where it counts.

The Sensor setup is robust, plug and play, easy to use and with a high-end Optic and Camera integrated. With a completely integrated LED Coaxial Illumination and a Ring Light you can visualize all types of features on your product, like with a traditional Metallurgical Microscope.

With a measurement resolution of 1,8 Microns per Pixel it allows to analyze smallest details.

The free OptoViewer Software presents crosshairs, allows documentation and basic Measurements, whereas the market leading Measurement Software M3 from Metlogix makes it a High-End Measurement device with proven functionality.

## Specifications

Digital Machine Vision Microscope	
Article number IC-4352701UBE	
FoV (Field of View)	4.5x3.8 mm
WD (Work Distance)	31 mm
Lighting	Coax and Ring Light
Connection   Sensor	USB 3.1   5 MP   IMX264

Ultra-compact light weight foldable Stand	
Article number 043-600503-350	
Focus travel range	57 mm
Size	190x230x350 mm
Weight – for easy transportation	2.54 kg

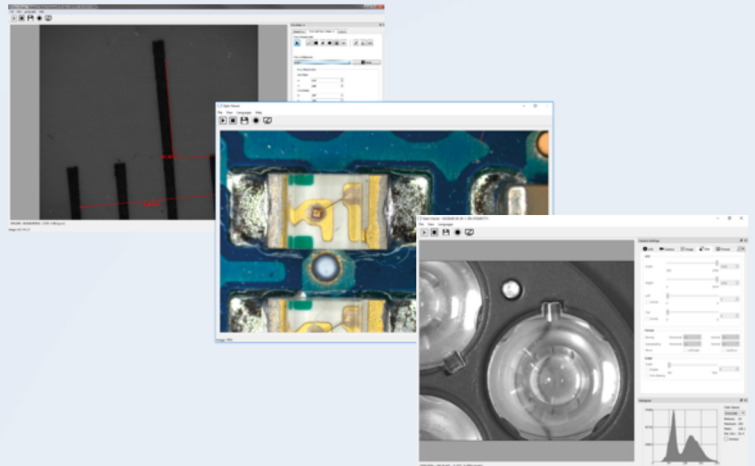


## Software Specification included inside the OptoViewer

With all Imaging Modules there comes the free OptoViewer.

It allows to easily install the Camera, drive the different Light Sources and it includes many additional functions as:

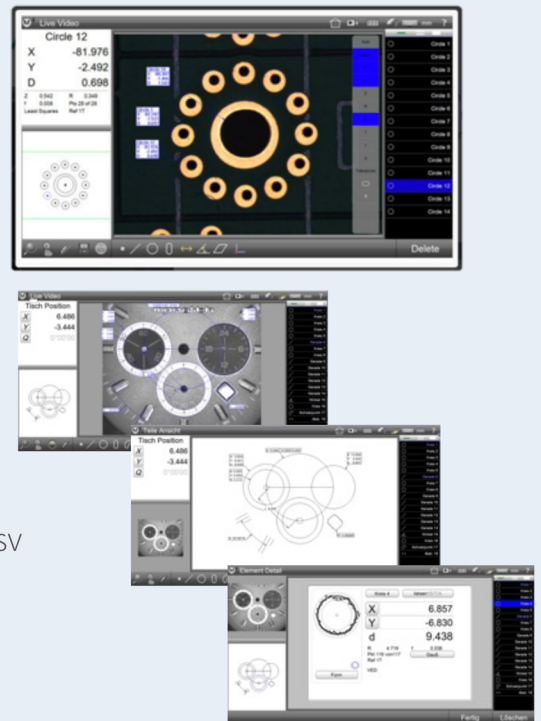
- Simple User Interface
- Camera, coaxial & ring light settings
- Settings presets files
- Pre-calibrated magnification settings
- Illumination adjustment
- Flat field correction
- One-click export to image file storage
- Crosshair / grid / scale generator
- Drawing/Annotations (basic, shapes, bitmaps, text)
- Standard Measurement functions
  - Point to Point Distance
  - Angle
  - Focus



## Metlogix M3 FOV

The optional Metlogix M3 one Touch Measurement Software performs critical analysis in all phases of your manufacturing process. It is a dependable, intuitive and multi spread tool in the metrology marketplace.

- Measuring point recording via Crosshairs, clever video tools
- Measure, construct and define 2D regular geometries
- Measure polynomes with the blob tool
- Position detection
- Part programming with Automated Measurements
- Automated multiple parts Measurement in the Field of View
- DXF overlay in live image
- Contour tracking and Best Fit
- Integrated light control of the Opto Imaging Modules
- Tolerance check according to DIN / ISO with tolerance chart
- Launch program with barcode reader
- Image archiving (BMP, JP2, JPG, PNG)
- Program creation from DXF file
- Comprehensive data output as DXF, DXF point cloud, IGS cloud, CSV, TSV
- Q-DAS converter
- and much more



### Order Numbers

- IC-4352701UBE Machine Vision Microscope incl. OptoViewer 2.0
- 043-600503-350 Stand light focus drive C
- 050-821AD00223 USB 3.1 Gen1, cable, straight, USB-C, 2m

MICROSCOPY • METROLOGY SERVICES  
Suisse made

